

2012 **F-150**





# OUTWORK. OUTPLAY. OUTSMART. ALL THE REST.

With 4 high-tech engines, including our revolutionary EcoBoost,<sup>®</sup> the toughest truck lineup in the class is also the most powerful and the most fuel efficient. It tows the most – up to 11,300 lbs!<sup>1</sup> It hauls the most – up to 3,120 lbs!<sup>1</sup> It generates the most available power – up to 411 hp. It gets you the most bang for your buck at the pump – up to 23 mpg hwy.<sup>2</sup> 9 distinctive models. 3 cab configurations. 3 box lengths. Whatever you need a truck to do best, the F-150 lineup delivers. No wonder F-Series has been America's best-selling truck for 34 years.

FX4 SuperCrew. Tuxedo Black. Available equipment.

<sup>1</sup>Class is Full-Size Pickups under 8,500 lbs. GVWR non-hybrid. Best-in-class payload and towing when properly equipped.  
<sup>2</sup>EPA-estimated 17 city/23 hwy/19 combined mpg on 3.7L V6 4x2.



2012 **F-150** [ford.com](http://ford.com)



# IT SETS THE BENCHMARK. AGAIN. AND AGAIN.

## Best Performance

- Best-in-class horsepower: 411 with available 6.2L 2-valve V8
- Best-in-class torque: 420 lb.-ft. with available 3.5L EcoBoost® and 434 lb.-ft. with available 6.2L 2-valve V8

## Best Fuel Economy

- Best-in-class mpg: 17 city/23 hwy/19 combined<sup>1</sup> with 3.7L V6
- Best of any comparable<sup>2</sup> V8: 21 mpg hwy<sup>1</sup> with 5.0L V8

## Best Towing

- Best-in-class max. towing capability: 11,300 lbs.<sup>3</sup>
- Standard trailer sway control
- Available trailer brake controller, rear view camera and telescoping trailer tow mirrors

## Best Payload

- Best-in-class max. payload capability: 3,120 lbs.<sup>3</sup>
- Best-in-class cargo box volume: 81.3 cu. ft.
- Class-exclusive available box side steps
- Class-exclusive available tailgate step

## Best Overall – EcoBoost

- No competitor can beat 16 city/22 hwy/18 combined mpg<sup>1</sup>
- 420 lb.-ft. of torque
- 11,300-lb. max. towing capability<sup>3</sup>
- 3,100-lb. max. payload capability<sup>3</sup>

<sup>1</sup>EPA-estimated non-hybrid engine 4x2 fuel economy. <sup>2</sup>Small V8 engines of 5.0L or less displacement. <sup>3</sup>Maximum capability when properly equipped. See your Ford Dealer for specific equipment and other limitations.

Vehicles shown on closed course with professional drivers. Obey all laws. Respect the environment. Know your vehicle, the course and required equipment before high-speed off-roading.



# 4 CHOICES: EACH ONE BEATS ITS COMPETITION.



Horsepower. Torque. Or even mpg. The numbers speak for themselves. Get best-in-class 23 mpg hwy<sup>1</sup> with the standard 3.7L V6, best-in-class 411 hp and 434 lb.-ft. of torque with the 6.2L V8,<sup>2</sup> or your pick of powerful combinations in between. With the only standard 6-speed automatic transmission in the class and available SelectShift Automatic,<sup>®</sup> you can't go wrong. Twin independent variable cam timing (Ti-VCT) enables precise control of the camshafts on 3 of these high-tech engines to help give you better fuel efficiency and more power than their predecessors. Engineered to meet the most stringent standards for long-lasting durability, every engine in this lineup is proven over millions of miles of harsh laboratory and real-world testing. They're all Built Ford Tough.<sup>®</sup>

POWERTRAIN	HP @ RPM	TORQUE LB.-FT. @ RPM
3.7L V6/6-Speed Automatic	302 @ 6,500	278 @ 4,000
5.0L V8/6-Speed Automatic	360 @ 5,500	380 @ 4,250
3.5L EcoBoost <sup>®</sup> /6-Speed Automatic	365 @ 5,000	420 @ 2,500
6.2L V8/6-Speed Automatic <sup>3</sup>	411 @ 5,500	434 @ 4,500

## 3.7L Ti-VCT 4-Valve V6 FFV

It's the most fuel-efficient engine in the class, and it delivers the most horsepower, along with torque no other standard V6 can beat. Piston-cooling jets inside this engine spray oil directly on the underside of the pistons to help keep them cool under extreme operating conditions. As a flex-fuel vehicle (FFV) engine, the 3.7L can run on E85, gasoline or any combination of the two.

17 city/23 hwy/19 combined mpg<sup>4</sup>

## 5.0L Ti-VCT 4-Valve V8 FFV

It's the most fuel-efficient of any comparable<sup>5</sup> V8 engine<sup>2</sup> and it delivers the most horsepower, torque, towing and payload capabilities. The intake camshaft on this engine is specifically designed to help achieve its low-end torque. It also features cast exhaust manifolds and a unique engine oil cooler for heavy-duty use and durability.

15 city/21 hwy/17 combined mpg<sup>4</sup>

## 3.5L EcoBoost Ti-VCT

This innovative engine delivers the highest max. towing and payload capabilities in the class along with fuel efficiency no competitor can beat. Twin turbochargers combine with high-pressure direct injection for remarkably balanced performance. Turn the page for more on the revolutionary EcoBoost.<sup>2</sup>

16 city/22 hwy/18 combined mpg<sup>4</sup>

## 6.2L 2-Valve V8

This free-breathing beast delivers the most horsepower and torque available on any engine in the class. Baja-tested by the Ford Special Vehicle Team (SVT) and shared with F-Series Super Duty,<sup>®</sup> the proven 6.2L boasts a cast-iron engine block with 4-bolt main bearing caps and 2 additional cross bolts for extreme durability. Utilizing 2 spark plugs per cylinder helps improve efficiency and increase engine torque.

13 city/18 hwy/14 combined mpg<sup>4</sup>

Counterclockwise from upper left: 3.5L EcoBoost, 3.7L V6, 5.0L V8 and 6.2L V8.

<sup>1</sup>EPA-estimated 17 city/23 hwy/19 combined mpg on 3.7L V6 4x2. <sup>2</sup>Available feature. <sup>3</sup>6.2L horsepower and torque achieved with premium fuel. <sup>4</sup>EPA-estimated 4x2 fuel economy. <sup>5</sup>Small V8 engines of 5.0L or less displacement.

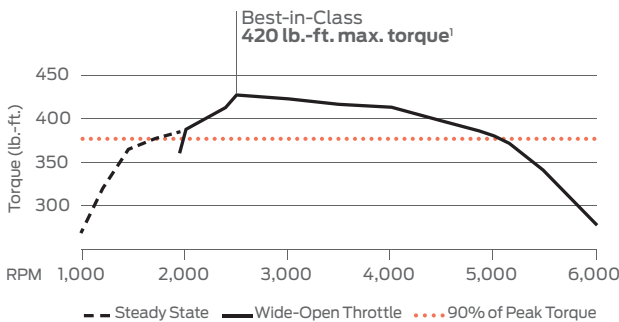




# POWER RIGHT PAST PUMP AFTER PUMP.

F-150 equipped with our 3.5L EcoBoost® direct-injection twin-turbo engine delivers a best-in-class mix of torque, capability and fuel economy. It tows more than any competitor (up to 11,300 lbs.),<sup>1</sup> hauls more (up to 3,100 lbs.),<sup>1</sup> gives you more torque (420 lb.-ft.) and delivers up to an unsurpassed 22 mpg hwy.<sup>2</sup> New for this year, a 36-gallon fuel tank is standard on EcoBoost 4x4s, which means you could go over 750 hwy miles without a pit stop. The ideal choice for towing and hauling, this innovative engine combines advanced technology with proven engineering similar to that found in some of the best heavy-duty turbo-diesel truck engines. Extensive durability testing, equivalent to 1.6 million miles and 10 years of use in the harshest environments, pushed EcoBoost to extremes as it earned its place in the Built Ford Tough® lineup.

- Best-in-Class Torque
- Best-in-Class Towing
- Best-in-Class Payload
- Unsurpassed Fuel Economy



**Torque that beats all competitors.** The 3.5L EcoBoost generates over 90% of its peak torque from way down at 1,700 rpm all the way up through 5,000 rpm.



LARIAT SuperCrew 4x2. LARIAT Chrome Package. Red Candy. Available equipment.

<sup>1</sup>When properly equipped. <sup>2</sup>EPA-estimated non-hybrid engine 4x2 fuel economy: 16 city/22 hwy/18 combined mpg.



2012 F-150 [ford.com](http://ford.com)

Best-in-Class Towing<sup>1</sup>  
**11,300 LBS.**  
Across All 3 Cabs



## TOW MORE. SWEAT LESS.

F-150 is the first and only truck to combine best-in-class max. towing<sup>1</sup> capability of up to 11,300 lbs. in every cab type, the stabilization technology of standard trailer sway control, and an integrated trailer brake controller,<sup>2</sup> offering you a level of towing confidence no other full-size pickup can touch.

New for 2012, standard hill start assist helps prevent you from rolling back on a grade by momentarily maintaining brake pressure until the engine delivers enough torque to move the truck up the hill. On trucks equipped with the trailer brake controller, it can automatically apply your trailer brake too. Included in every Trailer Tow Package,<sup>2</sup> our 6-speed SelectShift Automatic<sup>®</sup> transmission<sup>2</sup> features a progressive range select mode you can use to lock-out upper gears for better performance when the truck is heavily loaded or when towing on grades. Rest assured, your trailer's reign of terror is over.

**Helps you keep it in line.** Our standard trailer sway control uses a yaw motion sensor to monitor the motions of your truck and detect trailer sway. It can automatically react when sway is detected by selectively braking and reducing engine torque to help you maintain control of both the truck and the trailer.<sup>3</sup>



**Optimizes braking.** The factory-integrated trailer brake controller<sup>2</sup> uses braking input, vehicle speed and information from the vehicle's Anti-Lock Brake System (ABS) to balance the performance of the truck brakes and electric trailer brakes.<sup>4</sup>



**Helps you line it up.** The rear view camera<sup>2</sup> displays a full-color image in your auto-dimming rearview mirror<sup>2</sup> or on the Navigation System's<sup>2</sup> 8" screen (shown). Just shift into Reverse for a wide-angle view behind the truck, complete with a distance guide.

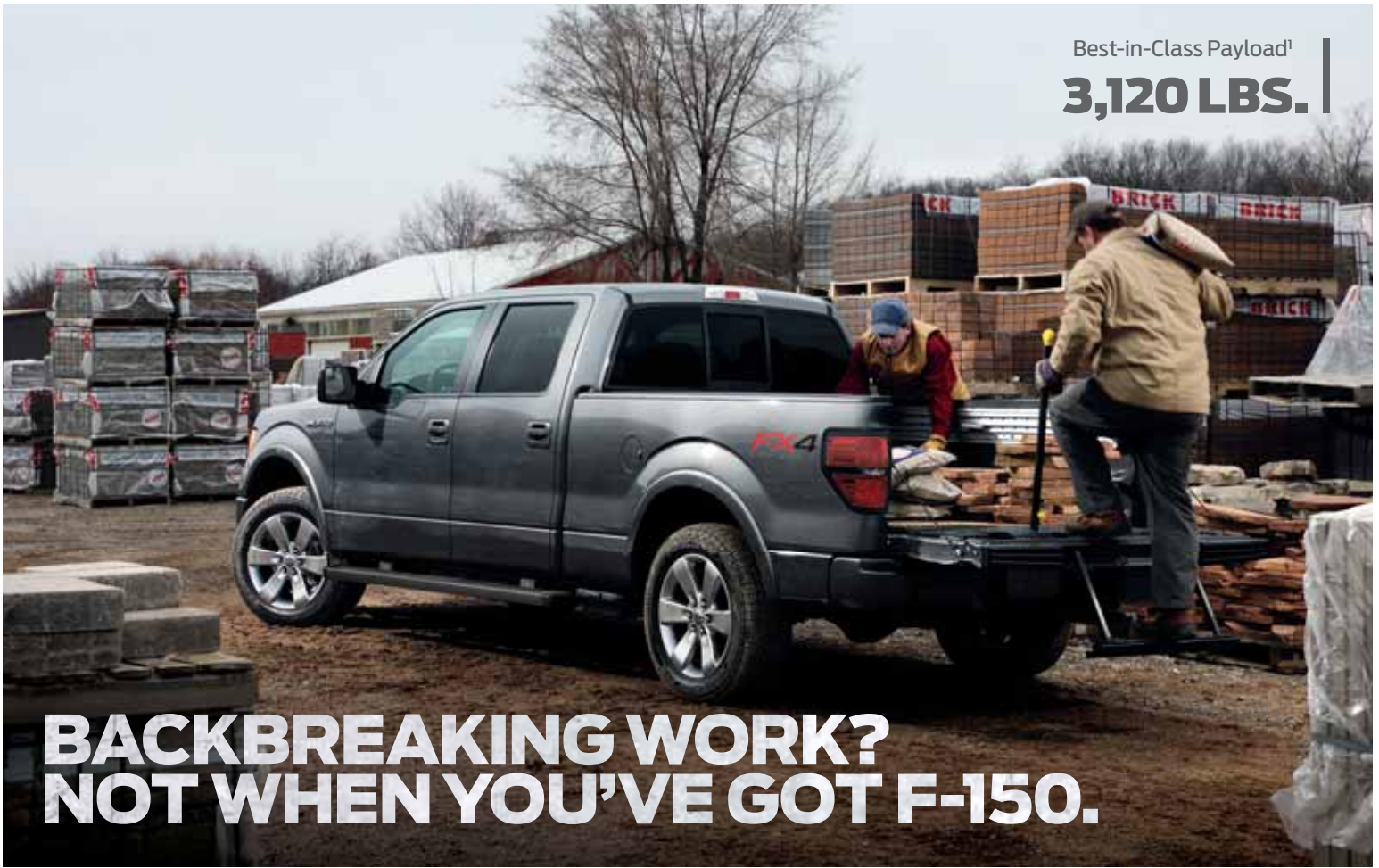
PLATINUM SuperCrew 4x4. Tuxedo Black. Available equipment.

<sup>1</sup>Maximum capability when properly equipped. See your Ford Dealer for specific equipment and other limitations. <sup>2</sup>Available feature. <sup>3</sup>Remember that even advanced technology cannot overcome the laws of physics. It's always possible to lose control of a vehicle due to inappropriate driver input for the conditions. <sup>4</sup>Trailer brake controller verified to be compatible with electrically actuated drum brakes and certain electric-over-hydraulic brake systems. See your Ford Dealer for details.



2012 F-150 [ford.com](http://ford.com)

Best-in-Class Payload<sup>1</sup>  
**3,120 LBS.**



## BACKBREAKING WORK? NOT WHEN YOU'VE GOT F-150.

Built on the strongest frame in the class, F-150 is specifically engineered to excel at cargo hauling. Each crossmember on its fully boxed frame is precisely positioned to create a flat load floor, then throughwelded to help create a highly rigid structure, which minimizes frame flex and contributes to stable hauling and towing. More ways you benefit from this rugged design: best-in-class 3,120-lb. max. payload<sup>1</sup> capability and best-in-class cargo box volume of up to 81.3 cu. ft. Even managing your cargo is easier thanks to the best pickup box access<sup>2</sup> in the class – steps on all 3 sides including our class-exclusive tailgate step<sup>2</sup> and box side steps.<sup>2</sup> Any way you stack it, F-150 is the hardest working, most productive truck out there.



**Shields your investment.** Go for the Tough Bed<sup>®</sup> factory-installed spray-in bedliner,<sup>2</sup> and we'll apply an industrial-grade synthetic lining directly to your bed for durable, long-lasting protection.



**Gives you a lift.** Class-exclusive box side steps<sup>2</sup> ease access to the front end of the box. Each step can handle up to 500 lbs. Deploy or stow them with your foot – no hands required.

FX4 SuperCrew. Sterling Gray. Available equipment.

<sup>1</sup>Maximum capability when properly equipped. See your Ford Dealer for specific equipment and other limitations. <sup>2</sup>Available feature.



2012 **F-150** [ford.com](http://ford.com)



## ROCK ROUGH TERRAIN LIKE NEVER BEFORE.

Our Baja-proven, high-speed, off-road performance truck, F-150 SVT RAPTOR, gets a new TORSEN® front differential with its 4.10:1 axle ratio this year, adding serious slow-speed rock-crawling prowess to its long list of outstanding off-road capabilities. Built Ford Tough® with rugged underpinnings, every F-150 starts with a double-wishbone, coil-over-shock, independent front suspension including gas shock absorbers and two-stage, variable-rate rear leaf springs. Equip yours with our electronic shift-on-the-fly 4x4,<sup>1</sup> electronic-locking rear differential,<sup>1</sup> underbody skid plates<sup>1</sup> and front tow hooks<sup>1</sup> to make sure you're off-road ready right from the start.

**Enhances capability on 4x2s and 4x4s.** The electronic-locking rear differential<sup>1</sup> uses a true mechanical dog-clutch mechanism to lock both rear axle shafts together so they turn at the same speed for maximum traction. Now available on all models;<sup>2</sup> it improves 4x2 traction when towing and when traveling on sand or other loose surfaces. Standard on FX4 and SVT RAPTOR.



**Tracks the action.** Monitor your pitch angle, bank angle and wheel direction with our class-exclusive off-road display in the LCD productivity screen.<sup>1</sup>



**Class-exclusive front view camera.<sup>1</sup>** Available only on SVT RAPTOR, this new camera displays a wide-angle view from the front grille onto your Navigation System's<sup>1</sup> full-color 8" screen. Activated through the LCD productivity screen when you're off-roading at low speeds, it even includes a built-in lens washer to help keep your view clear.

SVT RAPTOR SuperCrew. Ingot Silver. Available equipment.

<sup>1</sup>Available feature. <sup>2</sup>Not available with 3.7L V6.



2012 F-150 [ford.com](http://ford.com)



## 2011 "TOP SAFETY PICK!"

Travel with confidence knowing F-150 SuperCrew has attained the highest possible rating<sup>1</sup> from the Insurance Institute for Highway Safety (IIHS) for 2011. In fact, no other brand offers you more 2011 "Top Safety Pick" vehicles than Ford. Our engineers are constantly developing and advancing safety technologies to help give you peace of mind out there on the road.



### **Masters challenging moments.**

Our standard AdvanceTrac<sup>®</sup> with RSC<sup>®</sup> (Roll Stability Control™) is the only electronic stability control system in the class that uses 2 gyroscopic sensors to help keep all 4 wheels firmly planted.<sup>2</sup> It automatically helps avoid skidding and fishtailing, and is particularly beneficial in inclement weather.

### **Personalizes your protection.**

The advanced Personal Safety System™ uses sensors to control deployment of the dual-stage front airbags in certain frontal collisions. Front-seat side airbags deploy in certain side-impact collisions. And our Safety Canopy<sup>®</sup> System enhances protection with a rollover sensor and side-curtain airbags.

### **Promotes smart driving.**

Our exclusive MyKey<sup>®3</sup> allows you to program ignition keys with reminders to drive at appropriate speeds, keep the audio volume low and much more.

### **Sends an SOS for you.**

The SOS Post-Crash Alert System™ can automatically flash the hazard lights and sound the horn after an airbag has deployed or a safety belt pretensioner has activated in certain collisions.<sup>4</sup> No subscription required.

### **Directly contacts 911.**

Ford SYNC<sup>®5</sup> with 911 Assist<sup>®</sup> uses your phone to call 911 in the event of airbag deployment or fuel pump shutoff. The system can even send the operator an urgent message and your vehicle's location.<sup>5</sup>

XLT SuperCrew 4x4. XLT Chrome Package. Blue Flame. Available equipment.

<sup>1</sup>SuperCrew models built after Feb. 2011. 2012 model year not yet tested. <sup>2</sup>Remember that even advanced technology cannot overcome the laws of physics. It's always possible to lose control of a vehicle due to inappropriate driver input for the conditions. <sup>3</sup>Available feature. <sup>4</sup>SOS hardware may become damaged or the battery may lose power in a crash, which could prevent operation. Not all crashes will activate an airbag or safety belt pretensioner. <sup>5</sup>The vehicle's electrical system (including the battery), the wireless service provider's signal and a connected mobile phone must all be available and operating for 911 Assist to function properly. These systems may become damaged in a crash. The paired mobile phone must be connected to SYNC, and the 911 Assist feature enabled, in order for 911 to be dialed. Not all 911 systems are capable of receiving the vehicle location electronically. See your owner's guide for details.





## HANDS CONTROL THE WHEEL. VOICE CONTROLS THE REST.

### Stay connected to calls, music and more with SYNC.

No more searching for your phone. No device on your ear. Connect to your world with voice-activated Ford SYNC.<sup>1</sup> Once paired, SYNC recognizes your phone and automatically transfers your contacts to support voice calling. It also plays music from your phone, MP3, USB or iPod.<sup>®</sup> Just touch a button on the steering wheel and say things like "Call Kevin," or "Play playlist: Country." New AppLink<sup>1</sup> lets smartphone users control Pandora<sup>®</sup> internet radio (shown) and Stitcher SmartRadio<sup>™</sup> by voice too. SYNC also offers 911 Assist<sup>®</sup> and with an activated SYNC Services account you get business searches,<sup>1</sup> turn-by-turn driving directions,<sup>1</sup> custom traffic alerts<sup>1</sup> and more. Personalize your experience at SyncMyRide.com.

### Full-color, voice-activated travel guide with SiriusXM.

The Navigation System<sup>2</sup> includes a 6-month trial subscription to SiriusXM Satellite Radio, Traffic and Travel Link<sup>3</sup> to bring you over 130 channels of unique content, plus live infotainment services. Get continuously updated traffic information, plus check local fuel prices, weather reports, movie listings, sports scores and more. Play DVDs while F-150 is in Park and store nearly 10 gigs of your digital music. The vibrant 8" LCD touch screen features interactive maps you can zoom and scroll. Of course, it also responds to voice commands for hands-free control.



**Keeps you fully informed.** Engaging, easy-to-use menus on the LCD productivity screen<sup>2</sup> in the center of the gauge cluster help you track fuel usage, explore unique truck applications and even make towing decisions. Steering wheel-mounted controls put it all comfortably within reach.

LARIAT SuperCrew 4x4. Adobe interior. Available equipment.

<sup>1</sup>Available feature. Requires compatible mobile device. Driving while distracted can result in loss of vehicle control. Only use mobile phones and other devices, even with voice commands, when it is safe to do so. Traffic alerts and turn-by-turn directions available in select markets. Subscription may be required. Text message and data rates may apply. <sup>2</sup>Available feature. <sup>3</sup>SiriusXM Satellite Radio, Traffic and Travel Link subscriptions sold separately or as a package after trial expires. SiriusXM Traffic and Travel Link service available in select markets. Subscriptions are governed by SiriusXM Customer Agreement; see [www.siriusxm.com](http://www.siriusxm.com).



2012 F-150 [ford.com](http://ford.com)

IT CLEANS UP JUST AS WELL AS YOU DO.



F-150 SuperCrew impresses with an interior experience like no other. We're talking room to spare, lots of creature comforts, superb cargo space and utmost flexibility – this truck has it all. The seating is thoughtfully contoured to provide comfortable support in all the right places, including its angled rear seat backs, which create a relaxed, natural seating position. The ultra-convenient one-touch 60/40 split rear seat folds up to reveal a fully flat load floor. And it's so quiet in here you might forget you're in a truck.



**Powers your electronics.** On the back of the flow-through center console! you'll find both a 110-volt power outlet and a 12-volt powerpoint for recharging your portable devices.



**Keeps your cargo level.** SuperCrew models feature the only completely flat load floor available in the class. With the one-touch 60/40 split rear seat folded up, they also give you 59.9 cu. ft. of cargo space to fill.

PLATINUM SuperCrew 4x4. Black interior with Sienna Brown leather trim. Available equipment.

<sup>1</sup>Available feature.



2012 F-150 [ford.com](http://ford.com)

# XLT HOLDS NOTHING BACK.

Regular Cab, SuperCab or SuperCrew. Any box size. Best-in-class maximum payload and towing capabilities. F-150 XLT offers you a wide range of configurations. Inside, premium cloth seats welcome you, along with a substantial list of power and convenience features. Step up the exterior by adding the XLT Chrome Package<sup>1</sup> with its eye-catching chrome billet-style grille, 18" chrome-clad aluminum wheels and many other chrome accents. Ease your maneuvering with the Reverse Sensing System<sup>1</sup>. Run through a pre-towing checklist in the LCD productivity screen<sup>1</sup> before hitting the road with your trailer. And rely on the SecuriCode™ keyless entry keypad<sup>1</sup> to help you gain access to the truck even when you're without your keys. Hardworking. Practical. Built Ford Tough.<sup>®</sup> That's F-150 XLT.



XLT SuperCrew 4x4. XLT Chrome and Max. Trailer Tow packages. Sterling Gray. Available equipment.

<sup>1</sup>Available feature.



2012 F-150 [ford.com](http://ford.com)



## FX CRANKS UP THE INTENSITY.

Give your F-150 FX2 or FX4 a streetwise edge with the new FX Appearance Package! The sport leather-trimmed interior includes a unique finish on the flow-through console, instrument panel and other key touchpoints, plus bold red piping and perfs on the seating. Outside, the distinctive grille combines a body-color surround with a gloss black insert. Dramatic 20" 6-spoke flat-black painted aluminum wheels, a chrome exhaust tip, 4" black tubular step bars and exclusive bodyside graphics give this truck an unmistakable profile, while unique badging puts the finishing touch on both fenders and the tailgate. Get ready to stand out.

FX2 SuperCab. FX Appearance Package. Tuxedo Black. Available equipment.

<sup>1</sup>Available feature.



2012 F-150 [ford.com](http://ford.com)



# LARIAT TAKES CAPABILITY UPSCALE.

This F-150 really knows how to treat you right. Leather-trimmed seating with 10-way power adjustment for the driver and right-front passenger, dark woodgrain interior accents, voice-activated Ford SYNC® for your calls, music and more – the list of standards goes on and on. Brighten the exterior with the LARIAT Chrome Package<sup>1</sup> featuring a chrome mesh grille insert, 6" chrome angular cab steps, chrome skull caps on the sideview mirrors and more. For even more visual impact, you can add 20" chrome-clad aluminum wheels! Load up to 6 CDs in the 10-speaker, 700-watt Sony® Audio System! Use the convenient new 2-speed automatic 4x4<sup>1</sup> to tackle all sorts of terrain. And enjoy all kinds of weather with the heated and cooled front bucket seats! When you're ready to discover tough luxury, climb into F-150 LARIAT.

LARIAT SuperCrew 4x4. LARIAT Chrome and Max. Trailer Tow packages. Golden Bronze/Pale Adobe two-tone. Available equipment.

<sup>1</sup>Available feature.



2012 F-150 [ford.com](http://ford.com)

# FORD HARLEY-DAVIDSON™ F-150. SHOW 'EM SOME SKIN.

Dramatic new "snakeskin" detailing gives this F-150 a look like no other. Get yours in Tuxedo Black Metallic or White Platinum Metallic Tri-coat with the potent 411-hp 6.2L SOHC V8 packed behind a chrome billet-style grille. Snakeskin bodyside graphics, box side "Harley-Davidson" dimensional lettering, and massive 22" machined aluminum wheels with painted accents and the Harley-Davidson blank Bar & Shield logo set off the profile. Your truck's limited-edition status is recognized with a cloisonné badge featuring the HARLEY-DAVIDSON Bar & Shield logo and its unique serial number displayed on the flow-through center console's leather-trimmed lid. When you're not on your bike, declare your independence in the 2012 Ford Harley-Davidson™ F-150.



# MAKE IT YOURS.



F-150 can be equipped with everything from manually telescoping and folding sideview mirrors with a large viewing area and convex lens that are perfect for towing, to power-adjustable interior features that help customize your driving position. You can even expand your cargo capabilities with our rugged stowable bed extender.<sup>1</sup> And you've got plenty of style options too. Build the F-150 you want, just the way you want it.

- Trailer tow mirrors<sup>1</sup>
- Power-tilt/-telescoping steering column<sup>1</sup>
- Power-adjustable pedals<sup>1</sup>
- Stowable bed extender<sup>1</sup>
- XLT Custom Package<sup>1,2</sup>

<sup>1</sup>Available feature. <sup>2</sup>Shown with XLT Convenience Package.







LARIAT SuperCrew 4x4 in Red Candy customized with LARIAT chrome mesh grille insert, chrome hood deflector, 5" chrome aluminum tubular step bars, wheel-well liners, chrome exhaust tip, hard color-matched tonneau cover by Penda,<sup>®1</sup> smoked side window deflectors and Ford Custom Graphics by Original Wraps,<sup>™</sup> Inc.<sup>1</sup>

Dual head restraint DVD by INVISION<sup>™</sup>1

Commercial grade tool box/ cargo box by Delta<sup>®1</sup>

All-weather floor mats

Remote start systems

#### Bed Products

Bed extenders, mats and liners

Cable lock,<sup>1</sup> tonneau covers<sup>1</sup> and retractable stake pocket tie-downs<sup>1</sup>

#### Cargo Management System

Bed divider and side rails

Cleat tie-downs

Front header bar and load bar kits

Cargo storage sidebox

#### Exterior

Head and taillamps

Moonroof deflector

Manual and power mirrors

Sliding rear windows

Contractor racks and carriers<sup>1</sup>

Retractable side steps

Sportz<sup>®</sup> truck tents<sup>1</sup>

Splash guards

Trailer towing accessories

Wheel lock kit

#### Interior

Interior light kit

Auto-dimming rearview mirror

Cargo organizers and protectors

Protective seat covers<sup>1</sup>

Ash cup/coin holder

Leather-trimmed interior seating<sup>1</sup>

#### Electronics

Keyless entry keypad

Vehicle security systems

Warning sensor systems<sup>1</sup>



<sup>1</sup>Ford Licensed Accessory.

# F-150 Standard Features

## Mechanical

97,500-mile tune-up interval <sup>1</sup> (6.2L engine) or 100,000-mile tune-up interval <sup>1</sup> (3.7L, 5.0L and 3.5L engines)
Brakes – Power 4-wheel vented-disc with ABS
Easy Fuel <sup>®</sup> capless fuel filler
Electronic brakeforce distribution (EBD)
Fail-Safe Engine Cooling System
Four-wheel-down towing capability (4x4)
Gas-pressurized twin-tube shock absorbers
Hill start assist
Hood-open assist mechanisms
Horn – Dual-note
Jack (2-ton)
Lightweight aluminum hood
Maintenance-free 78-amp-hr, 750-CCA battery with battery saver
Parking brake, foot-operated with hand-release
Power rack-and-pinion steering
Spare tire with underframe winch with safety catch
Stabilizer bar – Front
Stainless steel exhaust system (major components)
Suspension – Front: long-spindle, double-wishbone coil-over-shock; rear: leaf springs
Trailer tow with 4-pin connector

## Interior



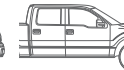
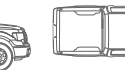

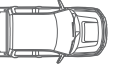
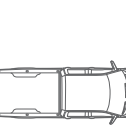
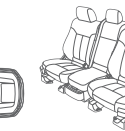
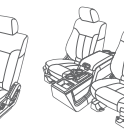
Air conditioning
Assist/grab handle for right-front passenger
Assist/grab handles at rear outboard positions (SuperCrew)
Coat hooks (2)
Display center
Front cupholders (2 deployable under center seat or in floor console, and 1 in each front-door map pocket)
Front dome or map lights
Front-door map pockets
Gauges for fuel, oil pressure and engine coolant temperature; tachometer; voltmeter; speedometer; and odometer
Glove compartment
Powerpoints – 12-volt in front (all models) and rear (in SuperCab and SuperCrew models)
Tilt steering column

## Exterior

Cargo box lamp integrated into center high-mounted stop lamp
Cargo box tie-downs (4)
Headlamps – Aerodynamic clear-lens dual-beam halogen
Outer door-sill scuff pads
Removable tailgate with key lock and tailgate assist
Stake-bed pockets
Stone guards – Front and rear
Tow hooks (2 in front; 4x4 only)
Windshield wipers – Intermittent

## Safety & Security

3-point safety belts for all front and all rear seat positions
AdvanceTrac <sup>®</sup> with RSC <sup>®</sup> (Roll Stability Control™)
Airbags – Front-seat side <sup>2</sup>
Airbags – Safety Canopy <sup>®</sup> System with side-curtain airbags <sup>2</sup> for all rows and rollover sensor
Alert chimes for headlamps-on, key-in-ignition and safety belt
Belt-Minder <sup>®</sup> front safety belt reminder
Brake/shift interlock
Fuel pump inertia shutoff switch
LATCH – Lower Anchors and Tether Anchors for Children
Personal Safety System™ for driver and right-front passenger includes dual-stage front airbags; <sup>2</sup> safety belt pretensioners, safety belt energy-management retractors, safety belt usage sensors, driver's seat position sensor, crash severity sensor, restraint control module and Front-Passenger Sensing System <sup>3</sup>
SecuriLock <sup>®</sup> Passive Anti-Theft System
Side-intrusion door beams
SOS Post-Crash Alert System™
Spare tire/wheel lock
Tire Pressure Monitoring System (excludes spare)
Trailer sway control

									
XL	○	○	○	○	○	○	●		
STX	○	○					●		
XLT	○	○	○	○	○	○	●		○
FX2/FX4		○	○	○	○			●	
LARIAT		○	○	○	○		●	○	
KING RANCH <sup>®</sup>			●	○	○			●	
PLATINUM			●	○	○			●	
Ford Harley-Davidson™ F-150			●	●				●	
SVT RAPTOR		○	○	●				●	

● Standard ○ Optional

<sup>1</sup>Under normal driving conditions with routine fluid and filter changes. <sup>2</sup>Always wear your safety belt and follow airbag warning label instructions. <sup>3</sup>Right-front-passenger seat only.

Comparisons based on 2012 competitive models (class is Full-Size Pickups under 8,500 lbs. GVWR, non-hybrid), publicly available information and Ford certification data at time of release. Some features discussed may be optional. Vehicles throughout this PDF are shown with optional and aftermarket equipment. Features shown may be offered only in combination with other options or subject to additional ordering requirements or limitations. Dimensions and capacity ratings shown may vary due to optional features and/or production variability. Following release of the PDF, certain changes in standard equipment, options and the like, or product delays may have occurred which would not be included in these pages. Your Ford Dealer is the best source for up-to-date information. Ford Division reserves the right to change product specifications at any time without incurring obligations.



## F-150 Standard Features



### XL

Includes all standard features, plus:

#### Mechanical

3.7L Ti-VCT 4-valve V6 FFV engine (Regular Cab, SuperCab 145" WB, and 4x2 SuperCrew 145" WB)

5.0L Ti-VCT 4-valve V8 FFV engine (SuperCab 163" WB, 4x4 SuperCrew and 4x2 SuperCrew 157" WB)

Electronic 6-speed automatic transmission with tow/haul mode

Electric power-assisted steering

Electronic shift-on-the-fly (ESOF) (4x4)

Fuel tank – 26-gallon (4x2 and Regular Cab 126" WB 4x4)

Fuel tank – 36-gallon (4x4; n/a on Regular Cab 126" WB)

17" Gray styled steel wheels

P235/75R17 BSW all-terrain tires (Regular Cab and SuperCab)

P255/65R17 OWL all-season tires (SuperCrew 4x2)

P265/70R17 OWL all-terrain tires (SuperCrew 4x4)

#### Seating

40/20/40 split vinyl front seat

60/40 split flip-up rear seat (SuperCab and SuperCrew; one-touch flip-up on SuperCrew)

Manual front seats

#### Interior

AM/FM stereo with clock

Climate controls – Manual

Door locks – Manual (Regular Cab and SuperCab)

Door locks – Power (SuperCrew)

Flooring – Black vinyl

Mirror – Day/night rearview

Overhead console with storage bins and map lights (SuperCrew)

Passenger-side visor vanity mirror

Steering wheel – Black urethane

Windows – 2nd-row fixed (SuperCab)

Windows – Manual (Regular Cab and SuperCab)

Windows – Power with front one-touch-up/-down feature (SuperCrew)

Window – Rear, fixed glass with solar tint

#### Exterior

Bumpers – Argent-painted front and rear with black molded front upper fascia

Door handles – Black

Grille – Black surround with black bar-style insert

Mirrors – Manual sideview (Regular Cab and SuperCab)

Mirrors – Power sideview (SuperCrew)

Perimeter alarm (SuperCrew)

Remote Keyless Entry System with 2 integrated keyhead transmitter remotes with panic button, and Illuminated Entry System (SuperCrew)

Stone guards – Black



### STX

Includes select XL features, plus:

#### Mechanical

3.7L Ti-VCT 4-valve V6 FFV engine

17" machined aluminum wheels

P235/75R17 BSW all-terrain tires

#### Seating

40/20/40 split cloth front seat

4-way adjustable front head restraints

Manual driver lumbar

#### Interior

AM/FM stereo/single-CD player with clock

Accessory delay for power features

Auxiliary audio input jack

Cruise control

Customer information display with external temperature

Door locks – Power

MyKey®

Windows – Power with front one-touch-up/-down feature

#### Exterior

Bumpers – Body-color front and rear with body-color front upper fascia

Grille – Body-color surround with black bar-style insert

Mirrors – Power sideview

Perimeter alarm

Remote Keyless Entry System with 2 integrated keyhead transmitter remotes with panic button, and Illuminated Entry System



### XLT

Includes select STX features, plus:

#### Mechanical

3.7L Ti-VCT 4-valve V6 FFV engine (Regular Cab, SuperCab 145" WB, and 4x2 SuperCrew 145" WB)

5.0L Ti-VCT 4-valve V8 FFV engine (SuperCab 163" WB, 4x4 SuperCrew and 4x2 SuperCrew 157" WB)

17" machined aluminum wheels with painted accents

P235/75R17 BSW all-terrain tires (Regular Cab and SuperCab)

P255/65R17 OWL all-season tires (SuperCrew 4x2)

P265/70R17 OWL all-terrain tires (SuperCrew 4x4)

#### Interior

Autolamp

Compass

Driver and passenger-side visors with covered vanity mirrors

Fade-to-off interior lighting

Flooring – Color-coordinated carpet

Flooring – Color-coordinated carpeted floor mats

Overhead console with storage bins and map lights (SuperCab and SuperCrew)

Steering wheel – Color-coordinated urethane

Window – Rear, fixed glass with privacy tint

#### Exterior

Bumpers – Chrome front and rear with body-color front upper fascia

Fog lamps

Grille – Chrome surround with chrome bar-style insert

TORSEN is a registered trademark of JTEKT Corporation. Microsoft is a registered trademark of Microsoft Corporation. Sirius U.S. Satellite Service available in the 48 contiguous U.S.A. and D.C. Sirius, XM and all related marks and logos are trademarks of Sirius XM Radio Inc. iPod is a registered trademark of Apple Inc. All rights reserved. Sony is a registered trademark of the Sony Corporation. Harley-Davidson, Harley, and the Bar & Shield logo are among the trademarks of H-D Michigan LLC. Manufactured by Ford Motor Company under license from Harley-Davidson Motor Co. King Ranch is a registered trademark of King Ranch, Inc. INVISION is a trademark of Audiovox Corporation. FOX Racing Shox is a registered trademark of Fox Factory Inc. Master Lock is a registered trademark of Master Lock Company LLC.



## F-150 Standard Features



### FX2/FX4

Includes select XLT features, plus:

#### Mechanical

5.0L Ti-VCT 4-valve V8 FFV engine
SelectShift Automatic® transmission
4x2 (FX2)
4x4 (FX4)
Rear axle – Electronic-locking differential (FX4)
Skid plates (FX4; front differential, transfer case and fuel tank)
Trailer Tow Package
18" machined aluminum wheels
P265/60R18 OWL all-season tires (FX2)
P275/65R18 OWL all-terrain tires (FX4)

#### Seating

6-way power driver's seat
Manual driver and passenger lumbar
Sport cloth front bucket seats with flow-through console and floor shifter

#### Interior

Ford SYNC® voice-activated, in-vehicle connectivity system
SiriusXM Satellite Radio with 6-month trial subscription
Flooring – Black rubber off-road floor mats (FX4)
Flooring – Color-coordinated carpeted floor mats (FX2)
Manual-tilt/-telescoping steering column
Message center – 4.2" LCD screen and trip computer
Mirror – Auto-dimming rearview
Power outlet – 110-volt, on back of center console
Steering wheel – Black leather-wrapped
Steering wheel-mounted SYNC and audio controls
Window – Rear, fixed glass with privacy tint and defrost

#### Exterior

Black headlamp and taillamp surrounds
Bumpers – Body-color front and rear with body-color front upper fascia
Cab steps – 6" gray angular (FX2)
Door handles – Body-color
FX2 SPORT pickup box decals (FX2)
FX4 OFF-ROAD pickup box decals (FX4)
Grille – Body-color surround with gray billet-style insert
Mirrors – Body-color sideview mirror caps
SecuriCode™ keyless entry keypad
Wheel-lip moldings – Body-color (FX2)
Wheel-lip moldings – Sterling Gray (FX4)



### LARIAT

Includes select XLT features, plus:

#### Mechanical

5.0L Ti-VCT V8 FFV engine
SelectShift Automatic transmission
Trailer Tow Package
2-speed automatic (4x4)
18" bright aluminum wheels
P265/60R18 OWL all-season tires (4x2)
P275/65R18 OWL all-terrain tires (4x4)

#### Seating

10-way power driver and right-front-passenger seats
60/40 split flip-up rear seat with folding armrest (SuperCrew)
Heated driver and front-passenger seats
Leather-trimmed 40/20/40 split front seat
Memory driver's seat

#### Interior

SYNC voice-activated, in-vehicle connectivity system
SiriusXM Satellite Radio with 6-month trial subscription
Driver and passenger-side visors with covered, illuminated vanity mirrors
Dual-zone electronic automatic temperature control
Flooring – Color-coordinated carpeted floor mats
Memory power-adjustable pedals
Message center – 4.2" LCD screen and trip computer
Mirror – Auto-dimming rearview
Steering wheel – Color-coordinated leather-wrapped
Steering wheel-mounted SYNC and audio controls
Window – Rear, power-sliding with privacy tint and defrost
Woodgrain interior trim accents

#### Exterior

Door handles – Body-color
Grille – Chrome 2-bar surround with silver mesh insert
Mirrors – Body-color sideview mirror caps
Mirrors – Power, heated sideview with memory, integrated turn signal indicators, and driver's side auto-dimming feature
SecuriCode keyless entry keypad
Wheel-lip moldings – Body-color



### KING RANCH®

Includes select LARIAT features, plus:

#### Mechanical

Trailer brake controller
18" 7-spoke aluminum wheels with painted accents and KING RANCH logo center caps

#### Seating

Chaparral perforated leather-trimmed front bucket seats
Flow-through center console with Chaparral leather-trimmed lid and floor shifter with Chaparral leather-wrapped knob
Heated and cooled driver and front-passenger seats
Heated rear outboard seats

#### Interior

Sony® Audio System including 6-disc in-dash CD changer
Flooring – Carpeted floor mats with KING RANCH logo
Power outlet – 110-volt, on back of center console
Power-tilt/-telescoping steering column
Rear view camera
Remote Start System
Reverse Sensing System
Steering wheel – Chaparral leather-wrapped with memory
Unique woodgrain interior trim accents
Universal garage door opener

#### Exterior

Bumpers – Pale Adobe front and rear with body-color front upper fascia
Cab steps – Pale Adobe platform
Chrome exhaust tip
Grille – Chrome 2-bar surround with Pale Adobe mesh insert
KING RANCH tailgate and fender badges
Mirrors – Chrome sideview mirror caps
Mirrors – Power-folding heated sideview with memory, integrated turn signal indicators, security approach lamps, and driver's side auto-dimming feature
Pale Adobe box top and tailgate moldings
Stone guards – Pale Adobe
Two-tone paint with Pale Adobe lower accent color
Wheel-lip moldings – Pale Adobe



## F-150 Standard Features



### PLATINUM

Includes select LARIAT features, plus:

#### Mechanical

Trailer brake controller

20" polished aluminum wheels

P275/55R20 OWL all-season tires (4x2)

P275/55R20 OWL all-terrain tires (4x4)

#### Seating

Flow-through center console with leather-trimmed lid and floor shifter with leather-wrapped knob

Heated and cooled driver and front-passenger seats

Heated rear outboard seats

Perforated leather-trimmed front bucket seats with embroidered PLATINUM logo on seat backs

#### Interior

Sony® Audio System including 6-disc in-dash CD changer

Aluminum appliqué on center panel and console

Ambient lighting

Bright inserts on door-sill scuff plates

Power outlet – 110-volt, on back of center console

Power-tilt/-telescoping steering column

Rear view camera

Remote Start System

Reverse Sensing System

Steering wheel – Leather-wrapped with real wood insert and memory

Unique instrument cluster

Unique woodgrain interior trim accents

Universal garage door opener

#### Exterior

Bright bodyside accent moldings

Bumpers – Body-color front and rear with body-color front upper fascia

Cab steps – Power-deployable

Chrome exhaust tip

Chrome front tow hooks (4x4 only)

Door handles – Body-color with chrome straps

Grille – Satin-finish surround with chrome mesh insert

High-gloss black B-pillar appliqué

Mirrors – Chrome sideview mirror caps

Mirrors – Power-folding heated sideview with memory, integrated turn signal indicators, security approach lamps, and driver's side auto-dimming feature

PLATINUM tailgate and fender badges

Satin-finish tailgate appliqué

Windshield wipers – Rain-sensing



### HARLEY-DAVIDSON™ F-150

Includes select LARIAT features, plus:

#### Mechanical

6.2L 2-valve V8 gas engine

Fuel tank – 36-gallon

Hydraulic power-assisted steering

Rear axle – Electronic-locking differential

Sport-tuned front and rear shock absorbers

Trailer brake controller

22" machined aluminum wheels with painted accents and Harley-Davidson blank Bar & Shield logo on center caps

P275/45R22 BSW all-season tires

#### Seating

Black and "snakeskin" two-tone perforated leather-trimmed front bucket seats; cloisonné seat back badges with Harley-Davidson blank Bar & Shield logo

Flow-through center console with Black and "snakeskin" two-tone leather-trimmed lid; cloisonné badge with HARLEY-DAVIDSON Bar & Shield logo; serialization plate; and floor shifter with leather-wrapped knob

Heated and cooled driver and front-passenger seats

Heated rear outboard seats

#### Interior

Navigation System with Sony Audio System including single-CD/DVD player

Ambient lighting

Bright engine-turned inserts on door-sill scuff plates

Power-adjustable performance pedals with memory

Power outlet – 110-volt, on back of center console

Power-tilt/-telescoping steering column with memory

Rear view camera

Remote Start System

Reverse Sensing System

Satin-chrome finish on interior ornamentation

Steering wheel – Black and "snakeskin" leather-wrapped

Unique instrument cluster

Universal garage door opener

#### Exterior

Black headlamp and taillamp surrounds

Bumpers – Body-color front and rear with body-color front upper fascia

Cab steps – Power-deployable

Chrome steel cargo box tie-down hooks

Chrome twin-tip tuned exhaust

Dynamic "snakeskin" bodyside graphics and "Harley-Davidson" dimensional box side lettering

Grille – Body-color surround with chrome billet-style insert

Harley-Davidson F-150 tailgate and fender badges

Mirrors – Power-folding heated sideview with memory, integrated turn signal indicators, security approach lamps, and driver's side auto-dimming feature

Power moonroof

Rubber bed mat with HARLEY-DAVIDSON Bar & Shield logo



### SVT RAPTOR

Includes select XLT features, plus:

#### Mechanical

6.2L 2-valve V8 gas engine

4.10 front axle with TORSEN® differential

4.10 electronic-locking differential rear axle

Dual-outlet muffler

Front and rear internal bypass off-road FOX Racing Shox™

Front and rear microcellular jounce bumpers

Heavy-duty front and engine skid plates

Hill Descent Control™

Hydraulic power-assisted steering

Long travel suspension with unique upper and lower control arms and tie rods

Steering rack travel/boost curve

SuperCab or SuperCrew 4x4 with 5½' box

Trailer Tow Package

Unique rear leaf springs and front coil springs

17" painted aluminum wheels with machined finish

LT315/70R17 BSW all-terrain tires

#### Seating

6-way power driver's seat

Flow-through center console with floor shifter, off-road mode and Hill Descent Control switches, and auxiliary switch pack

Leather- and cloth-trimmed front bucket seats with unique seat back bolsters and embroidered RAPTOR logo on seat backs

Leather- and cloth-trimmed front bucket seats with unique seat back bolsters and embroidered RAPTOR logo on seat backs

#### Interior

Ford SYNC® voice-activated, in-vehicle connectivity system

SiriusXM Satellite Radio with 6-month trial subscription

Flooring – Front and rear rubber floor mats with SVT logo

Message center – 4.2" LCD screen and trip computer

Mirror – Auto-dimming rearview with compass

Steering wheel – Leather-wrapped with thumb pads, center marker, SYNC and audio controls

Unique instrument panel and door-trim panel appliqué

Window – Rear, power-sliding with privacy tint and defrost

#### Exterior

Air extractors in hood

Black headlamp and taillamp surrounds

Bumpers – Foundry finish front and rear with body-color front upper fascia

Cab steps – Foundry finish cast-aluminum

Flared front fenders with air extractors

Flared pickup box fenders

Front and rear tow hooks

Grille – Brick wall-style

Integrated clearance marker lamps in grille and front fenders

SecuriCode™ keyless entry keypad

Wheel-lip moldings – Foundry finish



## F-150 Optional Features



### XL

#### Mechanical

5.0L Ti-VCT V8 FFV engine (Regular Cab, SuperCab 145" WB, and 4x2 SuperCrew 145" WB)

3.5L EcoBoost® Ti-VCT engine (includes 26-gallon fuel tank on 4x2 and 36-gallon fuel tank on 4x4; restrictions apply)

Rear axle – Electronic-locking differential (requires 5.0L or 3.5L engine)

Rear axle – Limited-slip differential (requires 3.7L engine)

Trailer brake controller (requires Trailer Tow Package or Max. Trailer Tow Package; requires fog lamps when ordered with XL Décor Group)

17" machined aluminum wheels with painted accents (requires XL Décor Group)

17" 7-lug aluminum wheels (requires Heavy-Duty Payload Package)

P255/65R17 OWL all-season tires (Regular Cab and SuperCab 4x2)

P265/70R17 OWL all-terrain tires (Regular Cab and SuperCab 4x4)

#### Seating

40/20/40 split cloth front seat with manual driver lumbar

#### Interior

Flooring – Color-coordinated carpet with carpeted floor mats

Flooring – Full-coverage rubber floor mats (requires carpet)

#### Exterior

Bedliner – Plastic drop-in

Bedliner – ToughBed® factory-installed spray-in<sup>1</sup>

Box side steps (requires 6½' or 8' box)

Cab steps – 4" black tubular (Regular Cab and SuperCab only)

Cab steps – Black platform (SuperCrew only)

Fog lamps (requires XL Décor Group)

Hood deflector – Chrome

Skid plates (4x4)

Tailgate step

#### Ford Work Solutions™

Cable Lock by Master Lock®<sup>2</sup> (replaces cargo tie-down hooks)

Crew Chief™ powered by Telogis®<sup>2</sup> – Fleet tracking system<sup>3</sup> with 1 year of Crew Chief service

#### Packages

**Heavy-Duty Payload Package** (Regular Cab and SuperCab with 8' box and SuperCrew with 6½' box; restrictions apply) increases GVWR to 8,200 lbs. for improved payload and towing; 17" 7-lug steel wheels; LT245/75R17E BSW all-terrain tires; heavy-duty shock absorbers; upgraded springs and radiator; auxiliary transmission oil cooler; rear axle with 9.75" gear set and 3.73 limited-slip gear ratio

**Power Equipment Group** (standard on SuperCrew) includes power door locks with autolock and integrated keyhead transmitter remotes; power windows and mirrors; Illuminated Entry System; and perimeter alarm

**Trailer Tow Package** (required for towing over 5,000 lbs.) includes Class IV trailer hitch receiver, 7-pin wiring harness, upgraded radiator, auxiliary transmission oil cooler, and SelectShift Automatic® transmission

**Max. Trailer Tow Package** (restrictions apply; required for towing over 5,000 lbs.) includes Class IV trailer hitch receiver; 7-pin wiring harness; upgraded radiator; auxiliary transmission oil cooler; trailer brake controller; upgraded rear bumper; SelectShift Automatic transmission; and manual telescoping/folding trailer tow mirrors with manual glass or manual telescoping/folding trailer tow mirrors with power, heated glass, integrated turn signal indicators and security approach lamps

**XL Décor Group** includes chrome front and rear bumpers, and front cloth 40/20/40 split seat with manual driver lumbar

**XL Plus Package** includes AM/FM stereo/single-CD player with clock, speed-compensated volume control and customer information display; auxiliary audio input jack; cruise control; and MyKey®

### STX

#### Mechanical

5.0L Ti-VCT V8 FFV engine

Rear axle – Electronic-locking differential (requires 5.0L or 3.5L engine)

Rear axle – Limited-slip differential (requires 3.7L engine)

Trailer brake controller (requires Trailer Tow Package and STX Décor Package)

#### Interior

SiriusXM Satellite Radio with 6-month trial subscription

Flooring – Color-coordinated carpet with carpeted floor mats

Flooring – Full-coverage rubber floor mats (requires carpet)

#### Exterior

Bedliner – Plastic drop-in

Bedliner – ToughBed factory-installed spray-in<sup>1</sup>

Box side steps

Cab steps – 4" polished stainless steel tubular (Regular Cab only)

Cab steps – 5" chrome (SuperCab only; requires 3.7L engine)

Hood deflector – Chrome

Tailgate step

#### Ford Work Solutions

Cable Lock by Master Lock<sup>2</sup> (replaces cargo tie-down hooks)

Crew Chief powered by Telogis – Fleet tracking system<sup>3</sup> with 1 year of Crew Chief service

#### Packages

**Communications Package** includes Ford SYNC® and steering wheel-mounted SYNC/audio controls

**STX Décor Package** (requires 5.0L engine) includes 18" machined aluminum wheels, P265/60R18 OWL all-season tires (4x2), P275/65R18 OWL all-terrain tires (4x4), 5" chrome cab steps (SuperCab), 4" polished stainless steel tubular cab steps (Regular Cab), and fog lamps

**Trailer Tow Package** (required for towing over 5,000 lbs.) includes Class IV trailer hitch receiver, 7-pin wiring harness, upgraded radiator, auxiliary transmission oil cooler, and SelectShift Automatic transmission



<sup>1</sup>Available Winter 2012. <sup>2</sup>Ford Licensed Accessory. <sup>3</sup>Some features are unavailable while driving.



## XLT

### Mechanical

5.0L Ti-VCT V8 FFV engine (Regular Cab, SuperCab 145" WB, and 4x2 SuperCrew 145" WB)

3.5L EcoBoost® Ti-VCT engine (n/a on 126" WB; includes 26-gallon fuel tank on 4x2 and 36-gallon fuel tank on 4x4)

Rear axle – Electronic-locking differential (requires 5.0L or 3.5L engine)

Rear axle – Limited-slip differential (requires 3.7L engine)

Trailer brake controller (requires Trailer Tow Package or Max. Trailer Tow Package)

18" chrome-clad aluminum wheels (SuperCab and SuperCrew only; requires XLT Chrome Package)

18" machined aluminum wheels (requires XLT Custom Package)

20" chrome-clad aluminum wheels (SuperCab and SuperCrew only; requires XLT Chrome Package; restrictions apply)

P255/65R17 OWL all-season tires (Regular Cab and SuperCab 4x2)

P265/70R17 OWL all-terrain tires (Regular Cab and SuperCab 4x4)

P275/55R20 OWL all-season tires (SuperCab and SuperCrew 4x2; n/a with 3.7L engine or 163" WB; requires XLT Chrome Package)

P275/55R20 OWL all-terrain tires (SuperCab and SuperCrew 4x4; n/a with 3.7L engine or 163" WB; requires XLT Chrome Package)

LT245/75R17E BSW all-terrain tires (4x4; requires Off-Road Package; n/a with 126" WB or XLT Chrome Package)

LT275/65R18C OWL all-terrain tires (4x4; requires Off-Road and XLT Chrome Packages; n/a with 163" WB)

### Seating

Cloth 40/console/40 front bucket seats with manual driver's lumbar (SuperCab and SuperCrew only)

### Interior

SiriusXM Satellite Radio with 6-month trial subscription

Flooring – Black vinyl floor covering

Flooring – Full-coverage rubber floor mats

### Exterior

Bedliner – Plastic drop-in

Bedliner – ToughBed® factory-installed spray-in<sup>1</sup>

Box side steps (requires 6½' or 8' box)

Cab steps – 4" polished stainless steel (Regular Cab only)

Cab steps – 5" chrome (SuperCab and SuperCrew only)

Cab steps – Black platform (SuperCab and SuperCrew only)

Hood deflector – Chrome

Rear view camera (requires XLT Plus Package)

SecuriCode™ keyless entry keypad

Tailgate step

Two-tone paint (n/a with XLT Custom Package or Adobe interior)

### Ford Work Solutions™

Cable Lock by Master Lock®<sup>2</sup> (replaces cargo tie-down hooks)

Crew Chief™ powered by Telogis®<sup>3</sup> – Fleet tracking system<sup>3</sup> with 1 year of Crew Chief service

### Packages

**Heavy-Duty Payload Package** (Regular Cab and SuperCab with 8' box and SuperCrew with 6½' box; restrictions apply) increases GVWR to 8,200 lbs. for improved payload and towing; 17" 7-lug aluminum wheels; LT245/75R17E BSW all-terrain tires; heavy-duty shock absorbers; upgraded springs and radiator; auxiliary transmission oil cooler; rear axle with 9.75" gear set and 3.73 limited-slip gear ratio

**Off-Road Package** (4x4 only; n/a with 3.7L V6 engine, Heavy-Duty Payload Package or 163" WB) includes 3.73 electronic-locking rear axle; fuel tank, transfer case and front differential skid plates; off-road tuned front shock absorbers; P265/70R17 OWL all-terrain tires; and 4x4 OFF ROAD box decals

**Trailer Tow Package** (required for towing over 5,000 lbs.) includes Class IV trailer hitch receiver; 7-pin wiring harness; upgraded radiator; auxiliary transmission oil cooler; and SelectShift Automatic® transmission

**Max. Trailer Tow Package** (restrictions apply; required for towing over 5,000 lbs.) includes Class IV trailer hitch receiver; 7-pin wiring harness; upgraded radiator; auxiliary transmission oil cooler; trailer brake controller; upgraded rear bumper; SelectShift Automatic transmission; and manual telescoping/folding trailer tow mirrors with power, heated glass, integrated turn signal indicators and security approach lamps

**XLT Chrome Package** (SuperCab and SuperCrew only; requires XLT Convenience Package, and Trailer Tow Package or Max. Trailer Tow Package; n/a with Heavy-Duty Payload Package or XLT Custom Package) includes chrome billet-style grille, chrome front tow hooks (4x4), 18" chrome-clad aluminum wheels, P265/60R18 OWL all-season tires (4x2), P275/65R18 OWL all-terrain tires (4x4), chrome door handles with black bezels, 5" chrome cab steps, and chrome exhaust tip

**XLT Convenience Package** (requires Trailer Tow Package or Max. Trailer Tow Package) includes power, heated sideview mirrors with integrated turn signal indicators and driver's side auto-dimming feature; auto-dimming rearview mirror; 6-way power driver's seat (SuperCab and SuperCrew only); power-adjustable pedals; Ford SYNC®; upgraded gauge cluster with 4.2" LCD screen; and leather-wrapped steering wheel with 5-way steering wheel-mounted controls

**XLT Custom Package** (requires 3.7L V6 engine; n/a with 163" WB, SuperCrew 4x4, XLT Chrome Package, Heavy-Duty Payload Package, or front cloth 40/console/40 bucket seats) includes chrome billet-style grille with body-color surround, 18" machined aluminum wheels, P265/60R18 OWL all-season tires (4x2), P275/65R18 OWL all-terrain tires (4x4), body-color front and rear bumpers, 4" body-color cab steps, chrome exhaust tip, unique black cloth seats, unique instrument panel and door-trim panel finishes

**XLT Plus Package** (requires XLT Convenience Package, and Trailer Tow Package or Max. Trailer Tow Package) includes Reverse Sensing System, manual-sliding rear window with privacy tint (Regular Cab), power-sliding rear window with defrost and privacy tint (SuperCab and SuperCrew)

<sup>1</sup>Available Winter 2012. <sup>2</sup>Ford Licensed Accessory. <sup>3</sup>Some features are unavailable while driving.



## F-150 Optional Features



## FX2/FX4

### Mechanical

3.5L EcoBoost® Ti-VCT engine (includes 26-gallon fuel tank on 4x2 and 36-gallon fuel tank on 4x4)

Rear axle – Electronic-locking differential (FX2 only)

Trailer brake controller

20" premium painted aluminum wheels

LT275/65R18C OWL all-terrain tires (FX4 only)

P275/55R20 OWL all-season tires (FX2 only)

P275/55R20 OWL all-terrain tires (FX4 only)

### Interior

Sony® Audio System including 6-disc in-dash CD changer (requires FX Luxury Package)

Navigation System with Sony Audio System including single-CD/DVD player (requires FX Luxury Package)

### Exterior

Bedliner – Plastic drop-in

Bedliner – ToughBed® factory-installed spray-in<sup>1</sup>

Box side steps (requires 6½' box)

Cab steps – 6" painted angular (standard on FX2)

Hood deflector – Chrome

Power moonroof

Rear view camera (requires FX Plus Package)

Stowable bed extender

Tailgate step

### Ford Work Solutions™

Cable Lock by Master Lock®<sup>2</sup> (replaces cargo tie-down hooks)

### Packages

**FX Plus Package** (n/a with FX Luxury Package, Sony Audio System or Navigation System) includes 6-disc in-dash CD changer; power, heated sideview mirrors with integrated turn signal indicators, and driver's side auto-dimming feature; power-adjustable pedals; Reverse Sensing System; and power-sliding rear window with defrost and privacy tint

**FX Luxury Package** (n/a with FX Plus Package) includes front FX Sport leather-trimmed 40/console/40 bucket seats; heated and cooled driver and front-passenger seats; 10-way power-adjustable driver and front-passenger seats; memory driver's seat; dual-zone electronic automatic temperature control; black leather-wrapped steering wheel with audio controls; memory, power-adjustable pedals; power-folding heated sideview mirrors with integrated turn signal indicators, driver's side memory, auto-dimming features, and body-color mirror caps; Reverse Sensing System; 6-disc in-dash CD changer; rear view camera; power-sliding rear window with defrost and privacy tint; universal garage door opener and Remote Start System

**FX Appearance Package** (requires FX Plus Package or FX Luxury Package) includes unique FX Sport leather-trimmed front bucket seats with flow-through console; unique leather-wrapped steering wheel; unique finish interior accents on the instrument panel, center stack, door-trim panels and flow-through center console lid; body-color grille surround with black insert; body-color wheel-lip and bodyside moldings; unique bodyside graphics; 4" black tubular cab steps; chrome exhaust tip; unique flat-black and red fender and tailgate badges; 20" 6-spoke flat-black painted wheels and P275/55R20 all-season OWL tires

**Max. Trailer Tow Package** (restrictions apply) includes Class IV trailer hitch receiver; 7-pin wiring harness; upgraded radiator; auxiliary transmission oil cooler; trailer brake controller; upgraded rear bumper; SelectShift Automatic® transmission; and manual telescoping/folding trailer tow mirrors with power, heated glass, integrated turn signal indicators and security approach lamps

<sup>1</sup>Available Winter 2012. <sup>2</sup>Ford Licensed Accessory.





## F-150 Optional Features



## LARIAT

### Mechanical

3.5L EcoBoost® Ti-VCT engine (includes 26-gallon fuel tank on 4x2 and 36-gallon fuel tank on 4x4)

6.2L 2-valve V8 gas engine (SuperCrew only; requires Max. Trailer Tow Package)

Rear axle – Electronic-locking differential (requires 5.0L or 3.5L engine)

Trailer brake controller

20" chrome-clad aluminum wheels (requires LARIAT Chrome Package)

20" 6-spoke machined aluminum wheels

P275/65R18 OWL all-terrain tires (4x2)

P275/55R20 OWL all-season tires (4x2)

P275/55R20 OWL all-terrain tires (4x4)

LT275/65R18C OWL all-terrain tires (4x4; requires Off-Road Package)

### Seating

Perforated leather-trimmed front bucket seats with heated and cooled power 10-way driver and front-passenger seats, memory driver's seat, and flow-through center console with floor shifter, rear air vent and 110-volt power outlet

### Interior

Sony® Audio System including 6-disc in-dash CD changer

Navigation System with Sony Audio System including single-CD/DVD player (requires LARIAT Plus Package)

Flooring – Full-coverage rubber floor mats

### Exterior

Bedliner – Plastic drop-in

Bedliner – ToughBed® factory-installed spray-in<sup>1</sup>

Box side steps (requires 6½' box)

Cab steps – 6" chrome angular

Hood deflector – Chrome

Power moonroof

Stowable bed extender

Tailgate step

Two-tone paint (includes accent-color bumpers and wheel-lip moldings)

### Ford Work Solutions™

Cable Lock by Master Lock®<sup>2</sup> (replaces cargo tie-down hooks)

### Packages

**LARIAT Chrome Package** (n/a with Heavy-Duty Payload Package) includes 18" chrome-clad aluminum wheels; chrome mesh grille insert; 6" chrome angular cab steps; chrome exhaust tip; chrome front tow hooks (4x4); power, heated sideview mirrors with chrome mirror caps; and body-color door handles with chrome straps

**LARIAT Plus Package** includes 6-disc in-dash CD player, universal garage door opener, Reverse Sensing System, rear view camera, power-folding sideview mirrors, and Remote Start System

**Heavy-Duty Payload Package** (SuperCrew 157" WB only; restrictions apply) increases GVWR to 8,200 lbs. for improved payload and towing; 17" 7-lug aluminum wheels; LT245/75R17E BSW all-terrain tires; heavy-duty shock absorbers; upgraded springs and radiator; auxiliary transmission oil cooler; rear axle with 9.75" gear set and 3.73 limited-slip gear ratio

**Max. Trailer Tow Package** (restrictions apply) includes Class IV trailer hitch receiver; 7-pin wiring harness; upgraded radiator; auxiliary transmission oil cooler; trailer brake controller; upgraded rear bumper; SelectShift Automatic® transmission; and chrome-capped manual telescoping/folding trailer tow mirrors with power, heated glass, integrated turn signal indicators and security approach lamps

**Off-Road Package** (4x4 only; n/a with 6.2L V8 engine or Heavy-Duty Payload Package) includes 3.73 electronic-locking rear axle; fuel tank, transfer case and front differential skid plates; off-road tuned front shock absorbers; and 4x4 OFF ROAD box decals

<sup>1</sup>Available Winter 2012. <sup>2</sup>Ford Licensed Accessory.



## F-150 Optional Features



### KING RANCH®

#### Mechanical

3.5L EcoBoost® Ti-VCT engine (includes 26-gallon fuel tank on 4x2 and 36-gallon fuel tank on 4x4)

Rear axle – Electronic-locking differential

20" premium painted aluminum wheels

P275/65R18 OWL all-terrain tires (4x2)

P275/55R20 OWL all-season tires (4x2)

P275/55R20 OWL all-terrain tires (4x4)

LT275/65R18 OWL all-terrain tires (4x4; requires Off-Road Package)

#### Interior

Navigation System with Sony® Audio System including single-CD/DVD player

Flooring – Full-coverage rubber floor mats

#### Exterior

Bedliner – Plastic drop-in

Bedliner – ToughBed® factory-installed spray-in<sup>1</sup>

Box side steps (requires 6½' box)

Cab steps – 6" chrome angular

Hood deflector – Chrome

Power moonroof

Stowable bed extender

Tailgate step

#### Ford Work Solutions™

Cable Lock by Master Lock®<sup>2</sup> (replaces cargo tie-down hooks)

#### Packages

**Max. Trailer Tow Package** (restrictions apply) includes Class IV trailer hitch receiver; 7-pin wiring harness; upgraded radiator; auxiliary transmission oil cooler; trailer brake controller; upgraded rear bumper; SelectShift Automatic® transmission; and chrome-capped manual telescoping/folding trailer tow mirrors with power, heated glass, integrated turn signal indicators and security approach lamps

**Off-Road Package** (4x4 only) includes 3.73 electronic-locking rear axle; fuel tank, transfer case and front differential skid plates; off-road tuned front shock absorbers; and 4x4 OFF ROAD box decals

<sup>1</sup>Available Winter 2012. <sup>2</sup>Ford Licensed Accessory.





## PLATINUM

### Mechanical

3.5L EcoBoost® Ti-VCT engine (includes 26-gallon fuel tank on 4x2 and 36-gallon fuel tank on 4x4)

---

6.2L 2-valve V8 gas engine  
(requires Max. Trailer Tow Package)

---

Rear axle – Electronic-locking differential  
(requires 5.0L or 3.5L engine)

---

### Interior

Navigation System with Sony® Audio System including single-CD/DVD player

---

Flooring – Full-coverage rubber floor mats

---

### Exterior

Bedliner – Plastic drop-in

---

Bedliner – ToughBed® factory-installed spray-in<sup>1</sup>

---

Box side steps (requires 6½' box)

---

Power moonroof

---

Skid plates (4x4; transfer case, front differential and fuel tank)

---

Stowable bed extender

---

Tailgate step

---

### Package

**Max. Trailer Tow Package** (restrictions apply) includes Class IV trailer hitch receiver; 7-pin wiring harness; upgraded radiator; auxiliary transmission oil cooler; trailer brake controller; upgraded rear bumper; SelectShift Automatic® transmission; and chrome-capped manual telescoping/folding trailer tow mirrors with power, heated glass, integrated turn signal indicators and security approach lamps

---

<sup>1</sup>Available Winter 2012.





## SVT RAPTOR

### Interior

Navigation System with Sony® Audio System including single-CD/DVD player (requires RAPTOR Luxury Package)

Front view camera (requires Navigation System and RAPTOR Luxury Package)

### Exterior

Power moonroof

Stowable bed extender

Tailgate step

### Packages

#### Bodyside Graphics Package

#### Hood Graphics Package

**Interior Color Accent Package** (shown above) includes unique front leather-trimmed 40/console/40 bucket seats with blue trim inserts, rear 60/40 split bench with blue trim inserts (vinyl on SuperCab, leather on SuperCrew), blue accents on the IP center stack appliqué and door-trim panel appliques, and genuine brushed-aluminum appliques on the IP center stack and flow-through center console

**RAPTOR Luxury Package** (n/a with RAPTOR Plus Package) includes 40/console/40, heated and cooled front bucket seats with 10-way power, and driver's side memory feature; dual-zone electronic automatic temperature control; Sony Audio System including 6-disc in-dash CD changer; power-folding heated sideview mirrors with memory, integrated turn signal indicators, security approach lamps, driver's side auto-dimming feature and body-color mirror caps; power-adjustable pedals with memory feature; Remote Start System; rear view camera; trailer brake controller; and universal garage door opener

**RAPTOR Plus Package** (n/a with RAPTOR Luxury Package) includes rear view camera and trailer brake controller



## F-150 Optional Features



## FORD HARLEY-DAVIDSON™ F-150

### Interior

Flooring – Full-coverage rubber floor mats

---

### Exterior

Bedliner – Plastic drop-in

---

Bedliner – ToughBed® factory-installed spray-in<sup>1</sup>

---

Stowable bed extender

---

Tailgate step

---



<sup>1</sup>Available Winter 2012.

# F-150 Optional Features

## XL



17" Gray Styled Steel  
Standard



17" 7-Lug Gray Styled Steel  
Included with Heavy-Duty  
Payload Package



17" 7-Lug Aluminum  
Optional with Heavy-Duty  
Payload Package



17" Machined Aluminum  
with Painted Accents  
Requires XL Décor Group

## STX



17" Machined Aluminum  
Standard



18" Machined Aluminum  
Included with STX Décor  
Package

## XLT



17" Machined Aluminum  
with Painted Accents  
Standard



17" 7-Lug Aluminum  
Included with Heavy-Duty  
Payload Package



18" Machined Aluminum  
Included with XLT Custom  
Package



18" Chrome-Clad Aluminum  
Included with  
XLT Chrome Package



20" Chrome-Clad Aluminum  
Optional with XLT Chrome Package

## FX2/FX4



18" Machined Aluminum  
Standard



20" Premium Painted Aluminum  
Optional



20" 6-Spoke Flat-Black  
Painted Aluminum  
Included with FX Appearance Package

## LARIAT



18" Bright Aluminum  
Standard



18" Chrome-Clad Aluminum  
Included with  
LARIAT Chrome Package



17" 7-Lug Aluminum  
Included with Heavy-Duty  
Payload Package



20" 6-Spoke Machined Aluminum  
Optional



20" Chrome-Clad Aluminum  
Optional with LARIAT Chrome  
Package

## KING RANCH®



18" 7-Spoke Aluminum  
with Painted Accents  
Standard



20" Premium Painted Aluminum  
Optional

## PLATINUM



20" Polished Aluminum  
Standard

## FORD HARLEY-DAVIDSON™ F-150



22" Machined Aluminum  
with Painted Accents  
Standard


## SVT RAPTOR



17" Painted Aluminum  
with Machined Finish  
Standard



# F-150 Optional Features



## Exteriors

## Interiors

	Two-Tone	XL	STX	XLT	FX2/FX4	LARIAT	KING RANCH	PLATINUM	FORD HARLEY-DAVIDSON™ F-150	SVT RAPTOR
White Platinum Metallic Tri-coat <sup>1</sup>	■					8, 9	10	11, 12	13	
Oxford White	■ ■	1, 2	2	2, 3, 4	5, 6, 7	8, 9	10			14, 15
Ingot Silver Metallic		1, 2	2	2, 4	5, 6, 7	9		11, 12		14, 15
Sterling Gray Metallic	■	1, 2	2	2, 4	5, 6, 7	9		11, 12		
Golden Bronze Metallic	■			3		8, 9	10	12		
Pale Adobe Metallic				3		8, 9				
Race Red	■		2	2, 4	5, 6, 7	8, 9				14
Red Candy Metallic Tinted Clearcoat <sup>1</sup>	■ ■			2, 3	5, 6, 7	8, 9		11, 12		
Vermillion Red		1, 2								
Blue Flame Metallic	■		2	2, 3, 4	5, 6, 7					14, 15
Dark Blue Pearl Metallic	■ ■	1, 2		2, 3		8, 9	10			
Green Gem Metallic <sup>2</sup>	■ ■	1, 2		2, 3		8, 9	10			
Tuxedo Black Metallic	■ ■	1, 2	2	2, 3, 4	5, 6, 7	8, 9	10	11, 12	13	14, 15

■ Ingot Silver Two-Tone Accent exterior with Steel Gray Cloth interior optional on XLT  
 ■ Pale Adobe Two-Tone Accent exterior standard on KING RANCH, optional on LARIAT

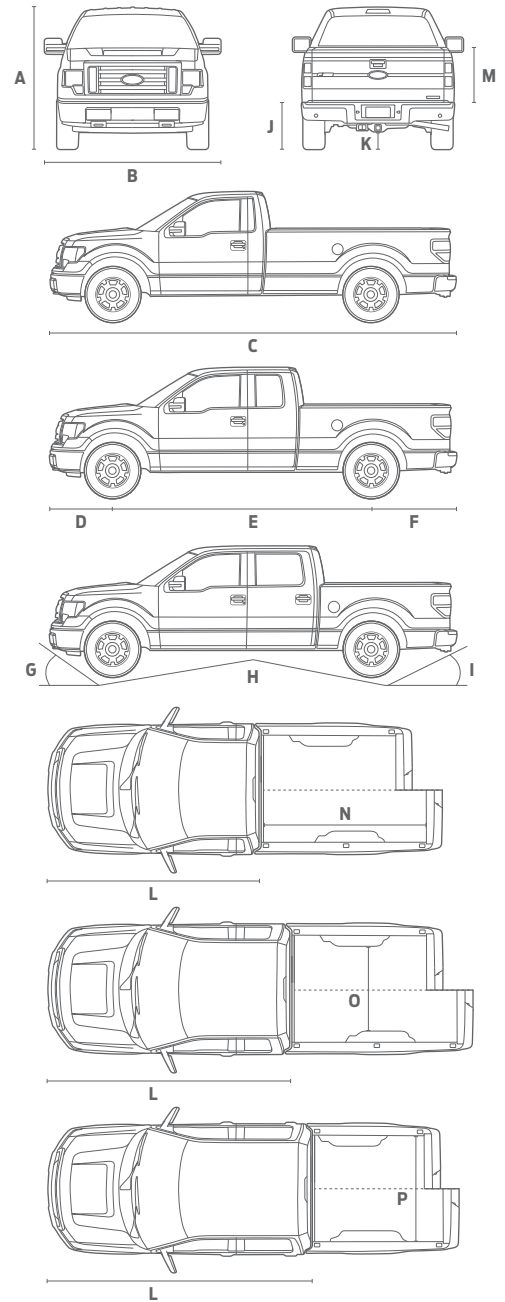
<sup>1</sup>Additional charge. <sup>2</sup>New for 2012, late availability.  
 Colors are representative only. See your dealer for actual paint/trim options.



# TECHNICAL SPECIFICATIONS

## DIMENSIONS

Exterior	Regular Cab	SuperCab	SuperCrew	SVT RAPTOR 4x4
	4x2/4x4	4x2/4x4	4x2/4x4	SuperCab/SuperCrew
A. Height – 5½' box	—	—	75.0"/76.7"	78.5"/78.4"
A. Height – 6½' box	74.8"/76.0"	75.2"/76.1"	74.6"/76.5"	—
A. Height – 8' box	75.0"/76.0"	74.8"/75.7"	—	—
B. Width – Excluding mirrors	79.2"	79.2"	79.2"	86.3"
B. Width – Including standard mirrors	97.0"	97.0"	97.0"	97.0"
B. Width – Including trailer tow mirrors	105.2"	105.2"	105.2"	105.2"
B. Width – Mirrors folded	84.3"	84.3"	84.3"	86.3"
C. Length – 5½' box	—	—	231.9"	220.6"/232.1"
C. Length – 6½' box	213.2"	231.9"	243.9"	—
C. Length – 8' box	231.9"	250.4"	—	—
D. Overhang – Front	38.3"	38.3"	38.3"	38.0"
E. Wheelbase – 5½' box	—	—	144.5"	133.3"/145.2"
E. Wheelbase – 6½' box	125.9"	144.5"	156.5"	—
E. Wheelbase – 8' box	144.5"	163.1"	—	—
F. Overhang – Rear	49.0"	49.0"	49.0"	49.3"/48.9"
G. Angle of approach – 5½' box	—	—	22.8°/25.7°	30.3°/30.2°
G. Angle of approach – 6½' box	22.4°/23.8°	23.1°/23.9°	22.4°/25.8°	—
G. Angle of approach – 8' box	22.8°/23.5°	23.1°/23.9°	—	—
H. Ramp breakover angle – 5½' box	—	—	16.2°/16.3°	21.1°/19.5°
H. Ramp breakover angle – 6½' box	17.6°/17.1°	16.8°/15.4°	15.1°/15.4°	—
H. Ramp breakover angle – 8' box	17.0°/15.7°	—	—	—
I. Angle of departure – 5½' box	—	—	22.9°/25.1°	22.8°/22.7°
I. Angle of departure – 6½' box	23.9°/25.3°	23.7°/25.0°	22.7°/24.7°	—
I. Angle of departure – 8' box	24.5°/26.1°	23.4°/24.5°	—	—
J. Load floor height – 5½' box	—	—	33.1"/34.8"	36.4"/36.2"
J. Load floor height – 6½' box	34.1"/35.3"	33.8"/34.9"	32.8"/34.5"	—
J. Load floor height – 8' box	34.7"/36.0"	33.5"/34.4"	—	—
K. Ground clearance – 5½' box	—	—	8.3"/9.1"	9.5"/9.3"
K. Ground clearance – 6½' box	8.2"/8.8"	8.6"	8.1"/9.0"	—
K. Ground clearance – 8' box	8.5"/8.8"	8.5"/8.4"	—	—
L. Cab length	126.3"	144.9"	156.7"	145.2"/157.0"
<b>Interior</b>				
<b>1st Row</b>				
Head room	41.0"	41.0"	41.0"	41.0"
Shoulder room	66.6"	65.9"	65.9"	65.9"
Hip room	60.5"	60.5"	60.5"	60.5"
Leg room	41.4"	41.4"	41.4"	41.4"
<b>2nd Row</b>				
Head room	—	39.6"	40.3"	39.7"/40.3"
Shoulder room	—	65.7"	65.5"	65.7"/65.5"
Hip room	—	65.4"	64.6"	65.4"/64.6"
Leg room	—	33.3"	43.5"	33.4"/43.5"
<b>Cargo Box</b>				
Volume (cu. ft.)	<b>5½' Box</b> 55.4	<b>6½' Box</b> 65.5	<b>8' Box</b> 81.3	
M. Inside height	22.4"	22.4"	22.4"	
N. Length at floor	67.0"	78.8"	97.4"	
O. Width at wheelhouse	50.0"	50.0"	50.0"	
P. Maximum width at floor	65.2"	65.2"	65.2"	



## CONVENTIONAL TOWING — MAXIMUM LOADED TRAILER WEIGHT RATINGS (lbs.)

Engine	Axle Ratio	GCWR	Regular Cab				SuperCab				SuperCrew							
			126.0" WB 4x2	126.0" WB 4x4	145.0" WB 4x2	145.0" WB 4x4	133.0" WB 4x4	145.0" WB 4x2	145.0" WB 4x4	163.0" WB 4x2	163.0" WB 4x4	145.0" WB 4x2	145.0" WB 4x4	157.0" WB 4x2	157.0" WB 4x4			
3.5L Ti-VCT 4-Valve EcoBoost®	3.15	14,000	—	—	8,800	—	—	8,600	—	8,400	—	8,500	—	8,400	—			
			—	—	—	8,500	—	—	8,300	—	8,200	—	8,100	—	8,000	—		
	3.55	15,000	—	—	9,800	—	—	—	—	9,600	—	—	—	—	—	—		
			—	—	—	9,700	—	—	9,800	—	9,600	—	—	—	9,700	—		
			—	—	—	—	—	—	—	—	9,700	—	9,600	—	—	—	—	
			—	—	—	—	—	—	—	—	—	—	9,600	—	9,600	—	9,500	
			3.73	15,200	—	—	—	9,700	—	—	—	—	—	—	—	—	—	—
					—	—	—	—	—	—	—	9,700	—	9,600	—	—	—	—
	4.10	17,100	—	—	—	—	—	—	—	—	—	—	—	9,600	—	—	—	
			—	—	—	—	—	—	—	—	—	—	—	9,600	—	—	9,500	
—			—	11,300 <sup>1</sup>	—	—	—	—	—	—	—	—	11,300 <sup>2</sup>	—	—	—	—	
—			—	—	—	—	—	—	11,300 <sup>2</sup>	—	—	—	—	—	—	—	—	
—	—	—	—	—	11,300 <sup>1</sup>	—	—	—	11,300 <sup>2</sup>	11,300 <sup>3</sup>	11,100 <sup>3</sup>	—	11,200 <sup>2</sup>	11,300 <sup>1</sup>	11,100 <sup>3</sup>	—		
—	—	—	—	—	—	—	—	11,300 <sup>2</sup>	—	11,100 <sup>2</sup>	—	—	11,200 <sup>2</sup>	—	—	11,100 <sup>2</sup>		

<sup>1</sup>Heavy-Duty Payload Package only. <sup>2</sup>Max. Trailer Tow Package only. <sup>3</sup>Requires Heavy-Duty Payload Package or Max. Trailer Tow Package.



# TECHNICAL SPECIFICATIONS

## POWERTRAINS

	3.7L Ti-VCT 4-Valve V6 FFV	5.0L Ti-VCT 4-Valve V8 FFV	3.5L Ti-VCT 4-Valve EcoBoost®	6.2L VCT 2-Valve V8
Configuration	DOHC	DOHC	DOHC	SOHC
Fuel injection	Sequential Electronic	Sequential Electronic	Direct Injection	Sequential Electronic
Engine control system	Electronic	Electronic	Electronic	Electronic
Induction system	Naturally aspirated	Naturally aspirated	Twin-turbocharged intercooled	Naturally aspirated
Battery	12-volt; 750-cca/ 78-amp-hr	12-volt; 750-cca/ 78-amp-hr	12-volt; 750-cca/ 78-amp-hr	12 volt; 750-cca/ 78-amp-hr
Cooling system	Pressurized series flow	Pressurized series flow	Pressurized series flow	Pressurized series flow
Cylinders	6	8	6	8
Cylinder head	Aluminum	Aluminum	Aluminum	Aluminum
Block material	Aluminum	Aluminum	Aluminum	Cast iron
Bore/Stroke	3.76"/3.45"	3.63"/3.65"	3.64"/3.45"	4.02"/3.74"
Compression ratio	10.5:1	10.5:1	10.0:1	9.8:1
Horsepower/rpm	302 @ 6,500	360 @ 5,500	365 @ 5,000	411 @ 5,500 <sup>1</sup>
Torque lb.-ft./rpm	278 @ 4,000	380 @ 4,250	420 @ 2,500	434 @ 4,500 <sup>1</sup>
Recommended fuel	Regular unleaded or E85	Regular unleaded or E85	Regular unleaded	Regular unleaded
Transmission	6-speed auto. with tow/haul	6-speed auto. with tow/haul	6-speed auto. with tow/haul	6-speed auto. with tow/haul
<b>2012 EPA-Estimated Fuel Economy</b>				
4x2 city	17 mpg	15 mpg	16 mpg	13 mpg
4x2 hwy	23 mpg	21 mpg	22 mpg	18 mpg
4x2 combined	19 mpg	17 mpg	18 mpg	14 mpg

## MECHANICAL

<b>Front Suspension</b>	
Type	Coil-over-shock
Axle (rating @ ground)	3,150 lbs.-4,050 lbs.
<b>Rear Suspension</b>	
Type	Solid axle
Axle (rating @ ground)	3,500 lbs.-4,800 lbs.
<b>Steering</b>	
Assist	Electric power-assisted (n/a with 6.2L V8 engine) Hydraulic power-assisted (6.2L V8 engine only)
<b>Brakes</b>	
Type	4-wheel vented-disc ABS
Front (rotor diameter)	13.8"
Rear (rotor diameter)	13.7"

## MAXIMUM PAYLOAD WEIGHT RATINGS (lbs.)

	Max. GVWR	Regular Cab		SuperCab			SuperCrew	
		126.0" WB	145.0" WB	133.0" WB	145.0" WB	163.0" WB	145.0" WB	157.0" WB
<b>3.7L V6 FFV 4x2</b>	6,450	1,710	—	—	—	—	—	—
	6,700	—	—	—	1,600	—	—	—
	6,750	—	1,930	—	—	—	—	—
	6,800	—	—	—	—	—	1,620	—
<b>5.0L V8 FFV 4x2</b>	6,650	1,810	—	—	—	—	—	—
	7,050	—	2,090	—	—	—	—	—
	7,100	—	—	—	1,870	—	1,790	1,700
	7,300	—	—	—	—	1,930	—	—
	8,200	—	3,120 <sup>2</sup>	—	—	2,710 <sup>2</sup>	—	2,620 <sup>2</sup>
<b>3.5L EcoBoost 4x2</b>	7,050	—	2,060	—	1,790	—	—	—
	7,100	—	—	—	—	—	1,750	1,660
	7,300	—	—	—	—	1,920	—	—
	7,400	—	—	—	—	—	1,930 <sup>3</sup>	—
	7,500	—	—	—	2,080 <sup>3</sup>	—	—	—
<b>6.2L 2-Valve V8 4x2</b>	7,250	—	—	—	—	—	1,410 <sup>4</sup>	—
	7,400	—	—	—	—	—	1,730 <sup>3</sup>	—
	7,550	—	—	—	—	—	—	1,810 <sup>3</sup>
<b>3.7L V6 FFV 4x4</b>	6,650	1,670	—	—	—	—	—	—
	6,900	—	—	—	1,510	—	—	—
	6,950	—	1,900	—	—	—	—	—
<b>5.0L V8 FFV 4x4</b>	6,800	1,710	—	—	—	—	—	—
	7,250	—	2,060	—	—	—	—	—
	7,350	—	—	—	1,830	—	1,700	1,570
	7,450	—	—	—	—	1,770	—	—
	8,200	—	2,810 <sup>2</sup>	—	—	2,400 <sup>2</sup>	—	2,330 <sup>2</sup>
<b>3.5L EcoBoost 4x4</b>	7,200	—	1,920	—	1,660	—	1,520	—
	7,350	—	—	—	—	—	—	1,560
	7,450	—	—	—	—	1,780	—	—
	7,650	—	—	—	—	—	1,900 <sup>3</sup>	—
	7,700	—	—	—	2,000 <sup>3</sup>	1,860 <sup>3</sup>	—	1,840 <sup>3</sup>
8,200	—	2,810 <sup>2</sup>	—	—	2,390 <sup>2</sup>	—	2,310 <sup>2</sup>	
<b>6.2L 2-Valve V8 4x4</b>	7,000	—	—	920 <sup>5</sup>	—	—	—	—
	7,300	—	—	—	—	—	1,020 <sup>5</sup>	—
	7,350	—	—	—	—	—	1,300 <sup>4</sup>	—
	7,770	—	—	—	—	—	1,790 <sup>3</sup>	1,660 <sup>3</sup>

## CONVENTIONAL TOWING — MAXIMUM LOADED TRAILER WEIGHT RATINGS (lbs.)

Engine	Axle Ratio	GCWR	Regular Cab				SuperCab				SuperCrew				
			126.0" WB 4x2	126.0" WB 4x4	145.0" WB 4x2	145.0" WB 4x4	133.0" WB 4x4	145.0" WB 4x2	145.0" WB 4x4	163.0" WB 4x2	163.0" WB 4x4	145.0" WB 4x2	145.0" WB 4x4	157.0" WB 4x2	157.0" WB 4x4
3.7L Ti-VCT 4-Valve V6 FFV	3.55	10,400 10,600	5,500 —	— —	5,600 —	— —	— —	— —	— —	— —	— —	— —	— —	— —	— —
	3.73	10,900 11,100	6,000 —	5,700 —	6,100 —	5,900 —	— —	5,800 5,500	— —	— —	— —	5,700 —	— —	— —	— —
5.0L Ti-VCT 4-Valve V8 FFV	3.31	12,900 13,500	7,900 —	— —	8,400 —	— —	— —	— 8,100	— —	— 7,900	— —	8,000 —	— 7,900	— —	— —
	3.55	12,900 13,300 13,500 14,900	— 8,300 — —	7,600 — — —	— — 8,100 —	— — — —	— — 7,800 —	— — — 9,500	— — — 9,300	— — 7,600 —	— — 8,000 —	— — 7,700 —	— — 7,900 —	— — 7,500 —	— — — —
		3.73	13,300 14,900 15,100 15,300	— — — —	8,000 — — —	— — 9,700 10,000 <sup>2</sup>	— — 9,700 <sup>2</sup> —	— — — —	— — — —	— — 9,400 —	— — 9,200 9,300 <sup>2</sup>	— — — —	9,400 — 9,300 —	— — 9,300 —	9,300 — — 9,500 <sup>2</sup>
6.2L VCT 2-Valve V8	3.73	13,500 17,100	— —	— —	— —	— —	— —	— —	— —	— —	— —	7,500 <sup>4</sup> 11,300 <sup>3</sup>	7,300 <sup>4</sup> 11,100 <sup>3</sup>	— —	11,200 <sup>3</sup> 10,900 <sup>3</sup>
	4.10	12,500 14,700	— —	— —	— —	— —	— —	— —	— —	— —	— —	— 8,000 <sup>5</sup>	— —	— —	— —

<sup>1</sup>6.2L horsepower and torque achieved with premium fuel. <sup>2</sup>Heavy-Duty Payload Package only. <sup>3</sup>Max. Trailer Tow Package only. <sup>4</sup>Ford Harley-Davidson™ F-150 only. <sup>5</sup>SVT RAPTOR only.



# QUALITY, GREEN, SAFE AND SMART.

[ford.com](http://ford.com)

**New Vehicle Limited Warranty.** We want your Ford F-150 ownership experience to be the best it can be. Under this warranty, your new vehicle comes with 3-year/36,000-mile bumper-to-bumper coverage, 5-year/60,000-mile Powertrain Warranty coverage, 5-year/50,000-mile safety restraint coverage, and 5-year/unlimited-mile corrosion (perforation) coverage – all with no deductible. Please ask your Ford Dealer for a copy of this limited warranty. □ **Roadside Assistance.** Covers your vehicle for 5 years or 60,000 miles, so you have the security of knowing that help may be only a phone call away should you run out of fuel, lock yourself out of the vehicle or need towing. Your Ford Dealer can provide complete details on all of these advantages. □ **Ford Credit.** Get the ride you want. Whether you plan to lease or finance, you'll find the choices that are right for you at Ford Credit. Ask your Ford Dealer for details or check us out at [fordcredit.com](http://fordcredit.com). □ **Ford Extended Service Plan.** For a purchase or lease, the Ford Extended Service Plan (ESP) gives you "Peace-of-Mind" protection designed to cover key vehicle components and protect you from the cost of unexpected repairs. Ask your dealer for a Ford ESP, the only service contract backed exclusively by Ford and honored at all Ford Lincoln dealerships. □ **Insurance Services.** Get Ford Motor Company quality in your auto insurance. Our program offers industry-leading benefits and competitive rates. Call 1-877-367-3847, or visit us at [fordvip.com](http://fordvip.com) for a no-obligation quote. Insurance offered by American Road Services Company (in CA, American Road Insurance Agency), a licensed agency and subsidiary of Ford Motor Company. □ **Genuine Ford Accessories** will be warranted for whichever provides you the greatest benefit: 12 months or 12,000 miles (whichever occurs first), or the remainder of your Bumper-to-Bumper 3-year/36,000-mile New Vehicle Limited Warranty. Ford Licensed Accessories (FLA) are warranted by the accessory manufacturer's warranty. FLA are fully designed and developed by the accessory manufacturer and have not been designed or tested to Ford Motor Company engineering requirements. Contact your Ford Dealer for details and/or a copy of all limited warranties.

